


## UNIQUE

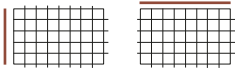
Shower tray with individual design, made of Scene® solid surface, a compact material based on resin and mineral fillers. Custom conception and design presenting endless possibilities of realisation. Large range of sizes and formats up to 130 cm width and 230 cm length, going up to 400 cm by combining two pieces.



30 mm Height

Evacuation slope between 1,3% y 2,5% depending on the formats

### Shapes and sizes

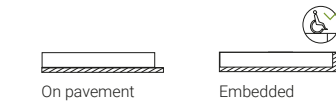


70 → 130

70 → 230 / 400\*

### Installation, waste valves and drain covers

(Adhesives offered by Hidrobox)



- Horizontal waste valve Viega 90 Tempoplex
- Vertical waste valve Viega 90 Tempoplex
- Horizontal waste valve Viega 90 Tempoplex Extraflat
- Horizontal waste valve Viega 90 Tempoplex plus
- Linear waste valve L30 horizontal outlet
- Installation with PU adhesive two-component R2 for notched trowel
- Silicone sealing mono component

	<b>Unique Rectangular drain cover</b> In same colour and finish as shower tray		<b>Unique Square drain cover</b> In same colour and finish as shower tray		<b>Unique Circular drain cover</b> In same colour and finish as shower tray
	<b>Unique Coliso drain cover</b> In same colour and finish as shower tray		<b>Point, Star or Radiance drain cover</b>		<b>Rectangular drain cover</b> In same colour and finish as shower tray
	<b>"Fine" Rectangular drain cover</b> In same colour and finish as shower tray		<b>Drain Cover</b> In same colour and finish as shower tray		<b>"Luna" drain cover</b> In same colour and finish as shower tray

### Materials, textures and colours



**Scene®**  
Solid Surface



**Scene®**  
Plus colours



Smooth | Scene

White

Standard Basics

Standard Trends

Specials



### Characteristics

	CE Mark		Validated by Technical Building Code		Silica-free
	Strength and resistance		Suitable for reduced mobility		Non-slip
	Pleasant to the touch		Antibacterial		Easy to clean
	Chemical resistance		Scratch resistance		Impact resistance

### Included material

- Unique shower tray
- Wide range of drainage solutions
- Wide range of covers and waste valves
- Non-slip treatment for Scene® (Smooth) B (DIN 51097) | PN18 (XP P05-011)
- Instruction and use manual

### Regulation

- Shower Tray: **EN 14527:2016+A1 2019** Shower trays for household use
- Drain waste valve: **EN 274:2002**. Drain accessories for sanitary ware